


Discover Ipswich & Essex Car-Free



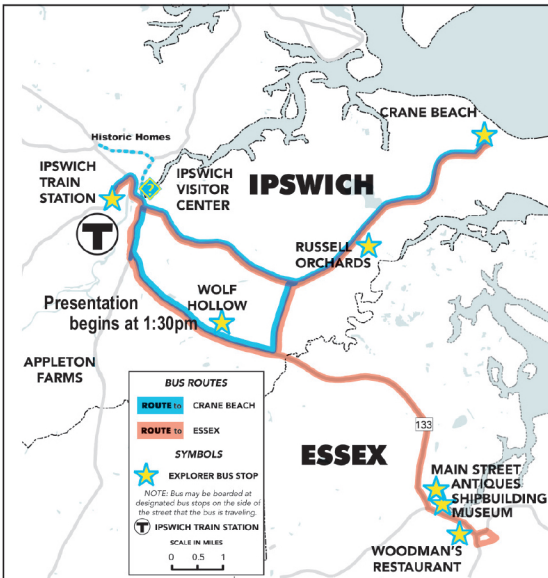
IPSWICH ESSEX EXPLORER Guide

A service of 

With over 5 miles of sandy beach, Crane Beach is one of the most picturesque beaches in all of New England. Facilities and services at the beach include lifeguards and rangers, bathhouses, the Crane Beach Store, and transportation for mobility-impaired visitors. As you ride to Crane Beach, enjoy the stunningly beautiful salt marshes; they are the prime habitat for plovers, herons, egrets, gulls, foxes, coyote, and deer. **Russell Orchards** features fruit picking, a petting zoo, a winery, and a farm store with delicious local foods. The farm includes 120 acres of fields, gardens, and orchards. **Wolf Hollow** offers a unique opportunity to view grey wolves in a natural setting. Hour-long structured presentations, including a chance to howl with the wolves, are given on Saturdays and Sundays starting at 1:30 PM. **Essex** is an antiques paradise with over 35 restoration centers and antique shops. The **Essex Shipbuilding Museum** tells the extraordinary

story of how the small town of Essex built more two-masted fishing schooners than any place else in the world! **An adventure tour awaits you here:** try a fully outfitted **sea kayak tour** at E.R.B.A., or plan a narrated tour aboard Essex River Cruises' **River Queen**. Essex is famous for its **sweet and tender fried little neck clams**. Try some seafood at **Woodman's** and other local restaurants!

Explore! 



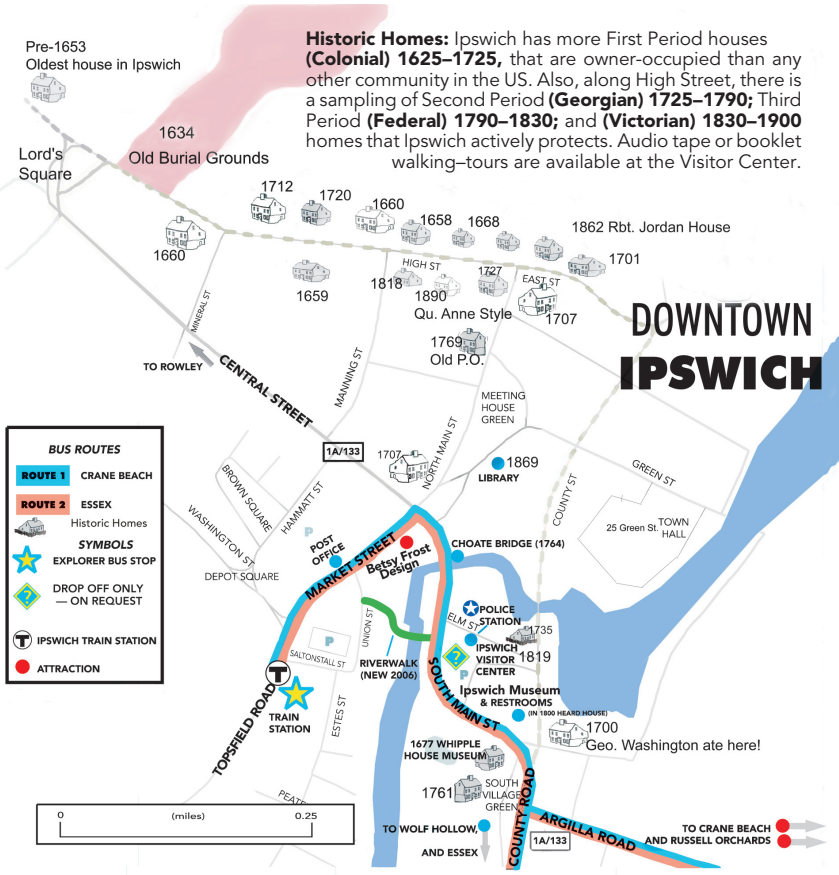
Explore the Beach Pass \$5.00 Includes round trip and walk-on fee (\$2.00) at Crane Beach. Children under 5 FREE
Explorer One-Way \$1.50 Seniors, persons with disabilities \$0.75



IPSWICH ESSEX EXPLORER
A service of 

Saturdays, Sundays, and
Holidays from June 17th until
September 4th

Historic Homes: Ipswich has more First Period houses (**Colonial**) 1625–1725, that are owner-occupied than any other community in the US. Also, along High Street, there is a sampling of Second Period (**Georgian**) 1725–1790; Third Period (**Federal**) 1790–1830; and (**Victorian**) 1830–1900 homes that Ipswich actively protects. Audio tape or booklet walking-tours are available at the Visitor Center.



Note: Additional buses will run on good-weather days: ask driver for schedule

Ipswich Train and Bus Service Schedule

T MBTA Commuter Rail (Newburyport Line) to Ipswich

Dep: North Station	9:30a	11:30a	1:30p
Arr: Ipswich	10:18a	12:18p	2:18p

Ipswich Essex Explorer • Ipswich Train Station to Crane Beach

Ipswich Train Station	10:20a	11:05a	11:45a	12:30p	1:40p	2:25p	3:25p	4:00p	5:10p
Russell Orchards	10:29a	11:14a	11:54a	12:38p	1:49p	2:33p	3:29p	4:33p	—
Crane Beach	10:40a	11:25a	12:05p	12:50p	2:00p	2:40p	3:35p	4:40p	5:25p

After times listed in red, the bus travels to Essex, then proceeds with this schedule.

Ipswich Essex Explorer • Crane Beach to Ipswich Train Station

Crane Beach	10:45a	11:30a	12:10p	12:55p	2:05p	2:45p	3:40p	4:50p	5:35p
Russell Orchards	10:51a	11:36a	12:16p	1:01p	2:11p	2:51p	3:44p	4:57p	—
Wolf Hollow	—	—	—	1:29p	—	3:19p	3:51p	—	—
Ipswich Visitor's Ctr		DROP OFF	ONLY	—	—	ON REQUEST			
Ipswich Train Station	11:00a	11:45a	12:25p	1:35p	2:20p	3:25p	3:57p	5:05p	5:50p

After times listed in red, the bus travels to Essex, then proceeds with this schedule.

T MBTA Commuter Rail Inbound to North Station

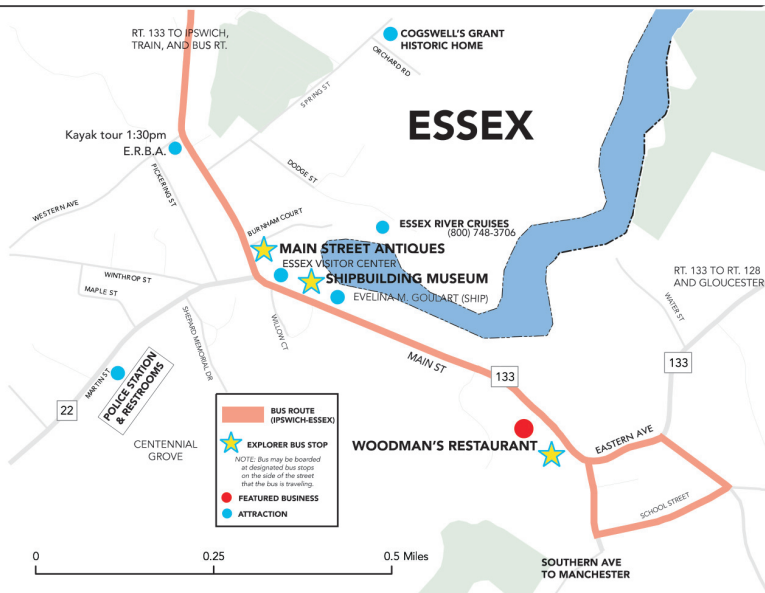
Depart: Ipswich	1:21p	3:21p	* 5:21p
Arrive: North Station	2:14p	4:14p	6:14p

*** Note: Last inbound train leaves Ipswich at 7:21 PM**

CATA's Ipswich Essex Explorer



Summer 2021 is the seventeenth year of the Ipswich Essex Explorer, a shuttle bus that provides an environmentally friendly alternative to the car. During the course of the summer, the Explorer will reduce traffic congestion by keeping an estimated 1,500 cars from entering the area and reducing approximately 90,000 vehicle miles traveled. As a result, the Explorer will significantly reduce air pollutants like VOC, NOx and CO, which would have been released into the environment by these cars.



Essex Train and Bus Service Schedule

T MBTA Commuter Rail (Newburyport Line) to Ipswich

Dep: North Station	11:30a	1:30p
Arr: Ipswich	12:18p	2:18p

Ipswich Essex Explorer • Ipswich Train Station to Essex

Ipswich Train Station	12:30p	2:25p	4:00p
Main St. Antiques	1:13p	3:03p	4:13p
Shipbuilding Museum	1:14p	3:04p	4:14p
Woodman's	1:17p	3:07p	4:17p

After times listed in blue, the bus travels to Crane Beach, then proceeds with this schedule.

Ipswich Essex Explorer • Essex to Ipswich Train Station

Woodman's	1:20p	3:10p	4:20p
Shipbuilding Museum	1:22p	3:12p	4:22p
Main St. Antiques	1:23p	3:13p	4:23p
Wolf Hollow	1:29p	3:19p	—
Ipswich Visitor's Ctr	DROP OFF ONLY	ON REQUEST	
Ipswich Train Station	1:35p	3:25p	5:05p

After times listed in blue, the bus travels to Crane Beach, then proceeds with this schedule.

T MBTA Commuter Rail Inbound to North Station

Depart: Ipswich	3:21p	*5:21p
Arrive: North Station	4:14p	6:14p

* Note: Last inbound train leaves Ipswich at 7:21 PM

JEWELRY, CLOTHING & GIFTS

BETSY
FROST
DESIGN



4 Market St. | IPSWICH | betsyfrostdesign.com



RUSSELL ORCHARDS FARM & WINERY

- Ice Cream!
- Pick-Your-Own Fruits!
- Farm Animals!
- Bakery Goodies!
- Fruit Pies!



143 Argilla Rd.
978-356-5366
russellorchards.com

On the road to Crane Beach...

WOODMAN'S[®]

★ OF ESSEX ★

A Family Tradition Since 1914

OVER 100 YEARS OF FAMILY TRADITION!



Best Waterfront Seafood Shack in America

—USA Today

Best Seafood Dives

—Coastal Living

Best Place to Eat in
Massachusetts—Bon Appétit



Five Generation Family-Business
GLUTEN FREE!
Seafood Chowder & more



"Eat in the Rough" New England Style
Water Views ★ Indoor & Outdoor Seating ★ Family Friendly
Route 133, 119 Main Street, Essex, MA